

Fund Description

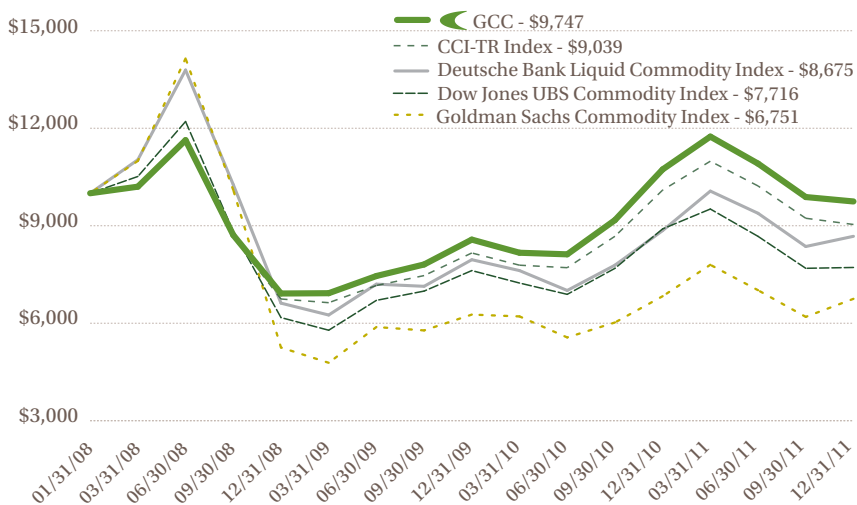
The GreenHaven Continuous Commodity Index Fund (GCC) is an Exchange-Traded Product (ETP) that provides an innovative and efficient way to deliver broad based, diversified commodity exposure. It aims to achieve this by using futures contracts to track the Continuous Commodity Index-Total Return (CCI-TR). The CCI-TR is an equal weighted index of 17 commodities plus an additional Treasury Bill yield.

Because of the equal weighting, GCC offers significant exposure to grains, livestock, and soft commodities and a lower energy weighting than many of its peers. In addition, GCC is rebalanced every day in order to maintain each commodity's weight as close to 1/17th of the total as possible.

Index Description

The Continuous Commodity Index (CCI-TR) has been recognized as an unbiased, major barometer of commodity prices for many years. The CCI represents the ninth revision of the original Commodity Research Bureau (CRB) developed in 1957.

Growth of \$10k



Source: Bloomberg. Index returns do not represent fund returns.

Annualized Fund Performance & Index History (%)

	Latest Quarter	1yr	3yr	5yr	10yr	Since Inception [^]
GCC - Market Price	-1.38%	-9.20%	10.93%	N/A	N/A	-0.65%
GCC - NAV	-1.64%	-8.88%	10.98%	N/A	N/A	-0.47%
Underlying Index						
CCI-TR	-2.07%	-10.49%	8.96%	1.60%	7.85%	-2.53%
Benchmark Indices						
S&P GSCI	8.96%	-1.77%	6.93%	-2.79%	5.64%	-9.49%
DJ-UBS	0.35%	-13.32%	6.39%	-2.07%	6.63%	-6.37%
DBLCIX	3.75%	-1.98%	8.21%	1.82%	N/A	-3.54%
S&P 500	11.82%	2.11%	14.13%	-0.25%	2.92%	0.40%

Fund Details

Fund Symbol	GCC
NAV Symbol	GCC.NV
Shares Outstanding	19,400,000
Number of Commodities	17
Management Fee	0.85%*
Listing Exchange	NYSE Arca
CUSIP	395258106

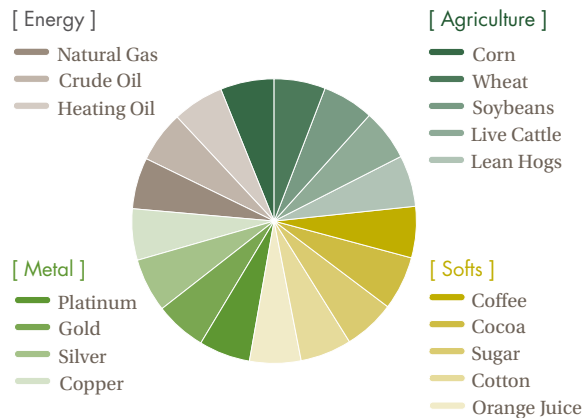
Index Data

Continuous Commodity	
Index Total Return	CCI-TR
Index Provider	Reuters America LLC
Index Dissemination	CCI-TR

*Other fees may apply, for additional information please refer to the Breakeven Analysis section of the prospectus.

Portfolio Composition & Sector Allocations

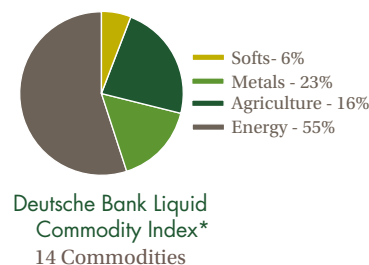
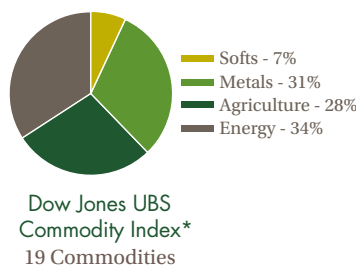
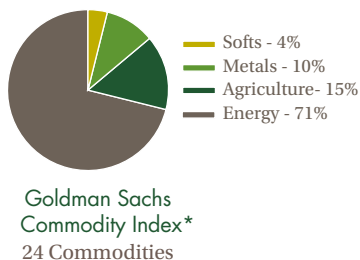
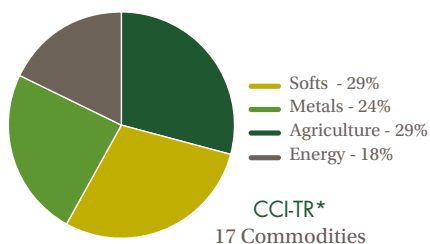
17 Equally Weighted Commodities



[^] Fund inception date is 1/24/08. Fund and index data shown from 1/24/08.

Performance data quoted represents past performance. **Past performance is no guarantee of future results.** Investment returns and principal value will fluctuate, and shares, when redeemed, may be worth more or less than their original cost. Current performance may be higher or lower than the performance quoted. Call 1-866-501-7704 or visit www.greenhavenfunds.com for current month end performance. Market returns are based on the market close and do not represent the returns an investor would receive if shares were traded at other times.

Sector Allocation & Index Comparisons



* As of 12/31/2011

The GCC Fund Advantages

COUNTERPARTY RISK GCC holds all of its cash, futures, and US Treasury bills in segregated accounts. These segregated accounts are backed by GCC's commodity broker and the various futures exchanges.

EXPOSURE ACROSS THE FUTURES CURVE Investments in commodity futures can expose investors to either a positive or negative roll yield based on the shape of the futures curve. The impact of the roll yield can be significant, especially for funds which invest exclusively in front month futures contracts. GCC seeks to mitigate roll yield volatility by **investing in futures contracts across six months of the futures curve.**

The GCC Index Advantages

BROAD EXPOSURE CCI-TR is one of the only commodity indexes to provide meaningful exposure to all four major commodity subgroups – **Energy, Metals, Agriculture and Softs.**

LOW VOLATILITY The CCI-TR Index has exhibited lower historical volatility than other commodity indexes.
Past performance is no guarantee of future results.

Risks

Commodities and futures generally are volatile and are not suitable for all investors.

Commodity trading is highly speculative and the Index, on which the Master Fund's trading will be based, is likely to be volatile and could suffer from periods of prolonged decline in value.

The Fund and the Master Fund are subject to fees and expenses and will be successful only if significant losses are avoided.

The trading of the Master Fund takes place in very volatile markets.

The Fund is speculative and involves a high degree of risk. An investor may lose all or substantially all of an investment in the Fund. Please see the prospectus for a full description of how the Fund invests and the master-feeder structure of the Fund.

The Fund is not a mutual fund or any other type of Investment Company within the meaning of the Investment Company Act of 1940, as amended, and is not subject to regulation there under.

Shares of the Fund are not FDIC insured, may lose value and have no bank guarantee.

Disclosures

Indices are unmanaged and do not reflect the deduction of any fees, expenses or taxes; individuals cannot invest directly in an Index.

This material must be accompanied or preceded by a prospectus. Please read the prospectus carefully before investing.

Definitions:

Continuous Commodity Total Return Index (CCI-TR) - A broad-based commodity index consisting of 17 different commodities. Each of the commodities is continuously rebalanced and a Treasury bill return is added to the return from the commodities to reflect interest earned on margin.

Deutsche Bank Liquid Commodity Index (DBLCIX) - A rules-based index composed of futures contracts on 14 commodities.

Dow-Jones UBS Commodity IndexSM (DJ-UBSCI) - The index is designed to minimize concentration in any one commodity or sector. It currently has 19 commodity futures in seven sectors.

Goldman Sachs Commodity Index (S&P GSCI) A registered trademark of Goldman, Sachs & Co. It is a composite index of commodity sector returns representing an unleveraged, long-only investment in commodity futures.

S&P 500 (SPX) - A market weighted index owned and maintained by Standard & Poor's, a division of McGraw-Hill, containing the stocks of 500 large capitalization corporations.

Volatility - A statistical measure of the dispersion of returns for a given security or market index. Volatility can either be measured by using the standard deviation or variance between returns from that same security or market index. Commonly, the higher the volatility, the riskier the security.

Roll Yield - The amount of return generated by rolling a short-term contract to a longer term contract. A "positive roll yield" occurs when the investment is rolled from one futures contract to the next at which time the price of the expiring contract is higher than the replacement contract generating a positive cash result. Conversely, if the replacement contract is higher in price than the expiring contract, the reverse is true resulting in a "negative roll yield".

Counterparty Risk - The risk that a party to a transaction will fail to fulfill its obligations. The term is often applied specifically to swap agreements in which no clearinghouse guarantees the performance of the contract.

Index Volatility (2006-2011)

Index	Volatility (%)
CCI-TR	18.8
DJ-UBS	20.0
S&P GSCI	25.7
S&P 500	17.7